

G018

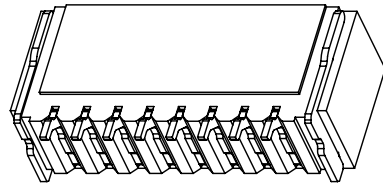
ORDERING INFORMATION

WB 100 2 U R - XX X 7 -R
 (1) (2) (3) (4) (5) (6) (7)

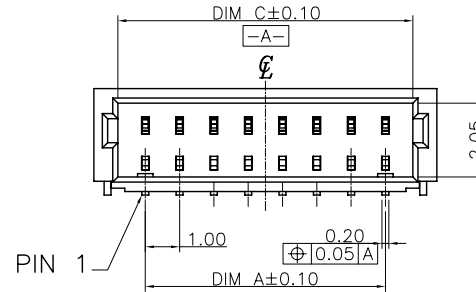
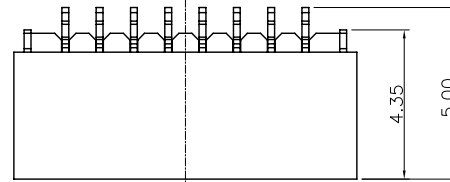
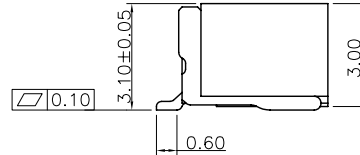
1. SERIES NO.
WB: WIRE TO BOARD CONNECTOR
2. WAFER PITCH TYPE
100: 1.00mm PITCH CONNECTOR
3. TAIL CONSTRUCTION TYPE
U: SMT TYPE
4. MALE AND FEMALE MATING TYPE
S: STRAIGHT R: RIGHT ANGLE
5. NUMBER OF PIN
XX: XX POSITIONS
6. CONTACT PLATING
T: TIN PLATING
G: GOLD PLATING
7. HOUSING MATERIAL
7: WHITE LCP

ELECTRICAL PERFORMANCE

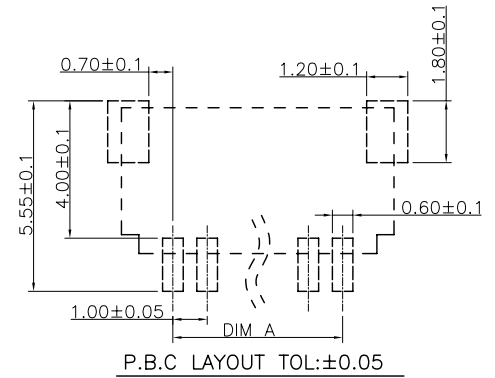
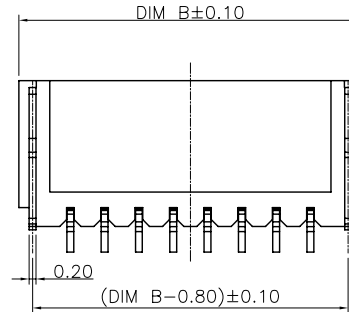
1. RATED VOLTAGE(MAX.):50V AC/DC
2. RATED CURRENT(MAX.):1.0A AC/DC (28-32 AWG)
3. DIELECTRIC STRENGTH:500V AC FOR 1 MINUTE
BETWEEN ADJACENT TERMINAL, NO BREAKDOWN
4. INSULATION RESISTANCE:100 MEGOHMS MIN. 500V
DC FOR 1 MINUTE BETWEEN ADJACENT TERMINAL
5. CONTACT RESISTANCE:20 MILLIOHM MAX.
6. OPERATING TEMPERATURE:-25°C to +85°C
7. TERMINAL MATERIAL:PHOSPHOR BRONZE
8. HOUSING MATERIAL:LCP (UL94V-0)
9. APPLICABLE WIRE:AWG 28~32



3D VIEW



PIN 1



P.B.C LAYOUT TOL:±0.05

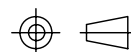
THE DIMENSION LIST

| POLES | DIM A | DIM B | DIM C |
|-------|-------|-------|-------|
| 2P | 1.00 | 4.00 | 2.60 |
| 3P | 2.00 | 5.00 | 3.60 |
| 4P | 3.00 | 6.00 | 4.60 |
| 5P | 4.00 | 7.00 | 5.60 |
| 6P | 5.00 | 8.00 | 6.60 |
| 7P | 6.00 | 9.00 | 7.60 |
| 8P | 7.00 | 10.00 | 8.60 |
| 9P | 8.00 | 11.00 | 9.60 |
| 10P | 9.00 | 12.00 | 10.60 |
| 11P | 10.00 | 13.00 | 11.60 |
| 12P | 11.00 | 14.00 | 12.60 |
| 13P | 12.00 | 15.00 | 13.60 |
| 14P | 13.00 | 16.00 | 14.60 |
| 15P | 14.00 | 17.00 | 15.60 |
| 16P | 15.00 | 18.00 | 16.60 |
| 17P | 16.00 | 19.00 | 17.60 |
| 18P | 17.00 | 20.00 | 18.60 |
| 19P | 18.00 | 21.00 | 19.60 |
| 20P | 19.00 | 22.00 | 20.60 |

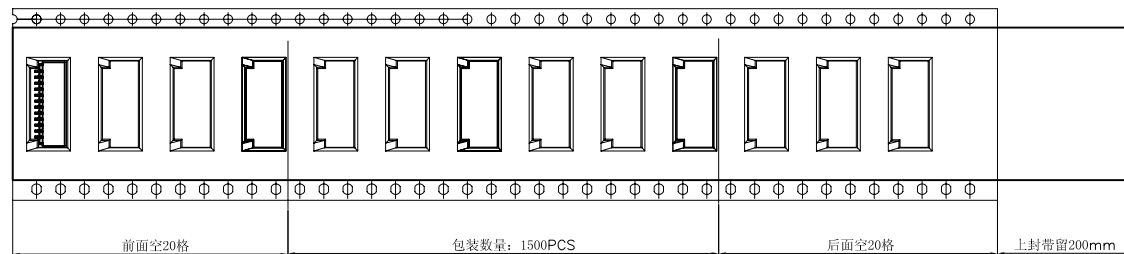
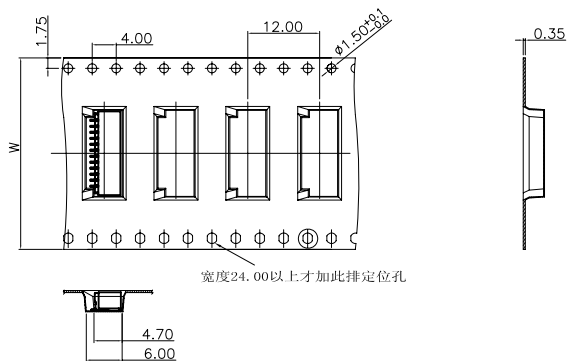
| | | | | | | | | | |
|-----|------------|-------------|----------|-------------------|---|--|--|--|----------------------|
| 5.0 | | | | DRAWING: Henry | GENERAL TOLERANCE .X:±0.30 .X':±2" .XX:±0.20 .XX':±1" .XXX:±0.10 .XXX':±0.5" | UNIT: MM PROJECTION: SCALE: 1/1 SHEET: 1/1 | DESCRIPTION: Wafer(P=1.0 单排 卧式) 成品图 | PART NO: WB1002UR-XXX7-R DRAWING NO: UK0035 | REV: 2.0 SIZE: A4 |
| 4.0 | | | | | | | | | |
| 3.0 | | | | CHECKED: | | | | | |
| 2.0 | 2014.11.10 | 增加PIN数 | Xiaoyong | APPROVAL: | | | | | |
| 1.0 | 2013.08.19 | NEW | Zeng | | | | | | |
| NO. | DATE | DESCRIPTION | APPROVAL | | | | | | |



CHIN-BAN
electronics (H.K) co., ltd



G018



产品标签 (1PCS/REEL)

条形码 (1PCS/REEL)

PROTECTION TAPE

DESICCANT 1PCS

VACUUM BAG

TOTAL N LAYERS

VACUUM BAG (450x490x0.15)

条码 (1PCS/BOX)

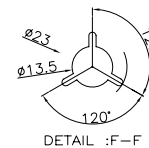
DETAIL "F"

COVER TAPE

OUTER $\phi 330$

CARRIER TAPE

PLASTIC REEL



卷带圆孔朝上

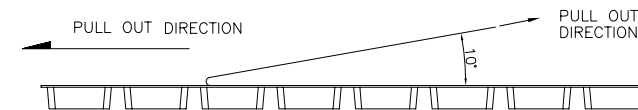
DETAIL :F-F

PACKING INFORMATION:

| PART NAME | W | PCS/REEL | REEL/CARTON | TOTAL | CARTON |
|-----------------|------|----------|-------------|----------|---------------|
| WB1002UR-02T7-R | 16.0 | 1500PCS | 11PCS | 16500PCS | 350*350*296mm |
| WB1002UR-03T7-R | | | | | |
| WB1002UR-04T7-R | 24.0 | 1500PCS | 8PCS | 12000PCS | 350*350*296mm |
| WB1002UR-10T7-R | | | | | |
| WB1002UR-11T7-R | 32.0 | 1500PCS | 7PCS | 10500PCS | 350*350*296mm |
| WB1002UR-16T7-R | | | | | |
| WB1002UR-17T7-R | 44.0 | 1500PCS | 5PCS | 7500PCS | 350*350*296mm |
| WB1002UR-20T7-R | | | | | |

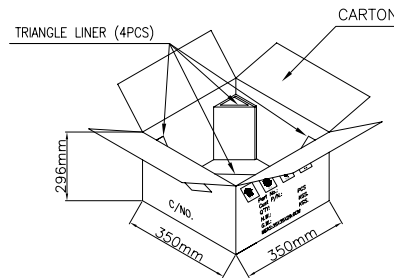
NOTE:

1. PEELING OFF FORCE OF TOP TAPE: 0.4-1.1N (PEELING DIRECTION AS SHOWN IN FOLLOWING FIG.) THIS REQUIREMENT SHOULD BE APPLIED AT SHIPMENT. PEEL OFF SHOULD NOT BE ALLOWED, DURING TRANSPORTATION.



2. MATERIAL:

- CARRIER TAPE: POLYSTYREN(PS)
- TOP TAPE: PE
- REEL TAPE: POLYSTYREN(PS)



| | | | | | |
|---|-----|-----------|-------------|----------|-----------|
| G | 5.0 | | | | DRAWING: |
| | 4.0 | | | | Henry |
| | 3.0 | | | | CHECKED: |
| | 2.0 | | | | Tian hai |
| H | 1.0 | 2015.7.30 | NEW | Tianhai | APPROVAL: |
| | NO. | DATE | DESCRIPTION | APPROVAL | |

DRAWING:

Henry

CHECKED:

Tian hai

APPROVAL:

GENERAL TOLERANCE

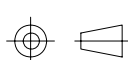
- .X: ± 0.50 .X': $\pm 2^\circ$
- .XX: ± 0.30 .XX': $\pm 1^\circ$
- .XXX: ± 0.20 .XXX': $\pm 0.5^\circ$

UNIT: MM

PROJECTION:

SCALE: 1/1

SHEET: 1/1



CHIN-BAN
electronics (H.K) co., ltd

DESCRIPTION:

P1.0 SINGLE HORIZONTAL WAFER - PACKING

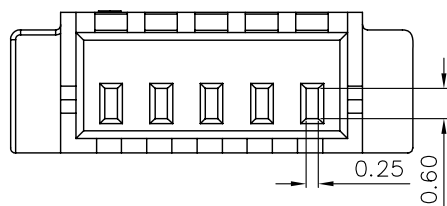
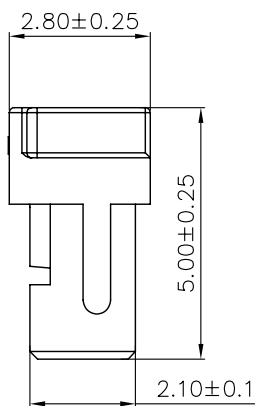
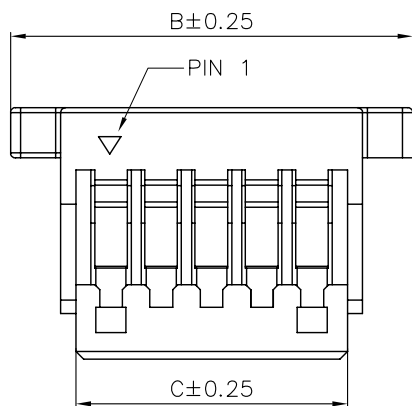
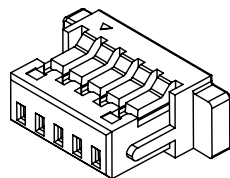
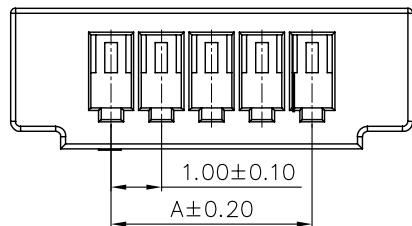
PART NO: F-WB1002UR-XXT7-R

REV: 1.0

DRAWING NO: UT0063

SIZE: A4

ROHS G165



1.ELECTRICAL SPECIFICATIONS:

- 1.1 Rated current and voltage(额定电流):
1.0A 50V AC(r.m.s)
- 1.2 Dielectric Withstanding Voltage(耐电压) :
500V AC for one minute
- 1.3 Contact Resistance(接触电阻) :
20mΩ max
- 1.4 Insulation Resistance(绝缘电阻) :
100MΩ min
- 1.5 Operating Temperature(工作温度) :
-25℃ ~ 85℃

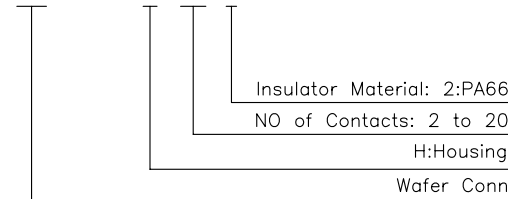
2.MATERIAL SPECIFICATION:

- 2.1 Insulator Material(绝缘体材质):
PA66,UL94V-0(nature)
- 2.2 Applicable wire:28 AWG~30 AWG

▲ Non-tooled parts
No.of positions DIM list:

| CONTACTS | DIMENSIONS | | |
|----------|------------|-------|-------|
| | A | B | C |
| 2 | 1.00 | 5.00 | 2.40 |
| 3 | 2.00 | 6.00 | 3.40 |
| 4 | 3.00 | 7.00 | 4.40 |
| 5 | 4.00 | 8.00 | 5.40 |
| 6 | 5.00 | 9.00 | 6.40 |
| 7 | 6.00 | 10.00 | 7.40 |
| 8 | 7.00 | 11.00 | 8.40 |
| 9 | 8.00 | 12.00 | 9.40 |
| 10 | 9.00 | 13.00 | 10.40 |
| 11 | 10.00 | 14.00 | 11.40 |
| 12 | 11.00 | 15.00 | 12.40 |
| 13 | 12.00 | 16.00 | 13.40 |
| 14 | 13.00 | 17.00 | 14.40 |
| 15 | 14.00 | 18.00 | 15.40 |
| 16 | 15.00 | 19.00 | 16.40 |
| ▲ 17 | 16.00 | 20.00 | 17.40 |
| ▲ 18 | 17.00 | 21.00 | 18.40 |
| ▲ 19 | 18.00 | 22.00 | 19.40 |
| ▲ 20 | 19.00 | 23.00 | 20.40 |

PART NO. LEGEND:
WB1002USH-XXP2-20



DRAWING:
Hu yatao

GENERAL TOLERANCE

.X:=±0.30 .X*:=±2°
.XX:=±0.20 .XX*:=±1°
.XXX:=±0.10 .XXX*:=±0.5°

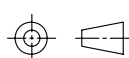
CHECKED:
Tony

UNIT: MM

PROJECTION:

APPROVAL:
Yang jie

SCALE: N/A



SHEET: 1/1



CHIN-BAN
electronics (H.K.) co., ltd

DESCRIPTION:

1.00mm PITCH HOUSING

PART NO: WB1002USH-XXP2-20

REV: 2.0

CUSTOMER NO:

SIZE: A4

| | | | |
|-----|------------|-----------------------|----------|
| E | | | |
| D | | | |
| C | | | |
| B | | | |
| A | 2015.10.16 | The appearance change | Yang jie |
| NO. | DATE | DESCRIPTION | APPROVAL |

