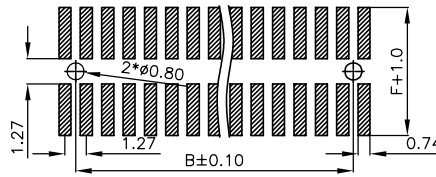
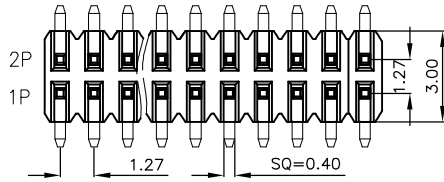
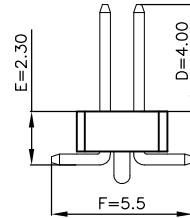
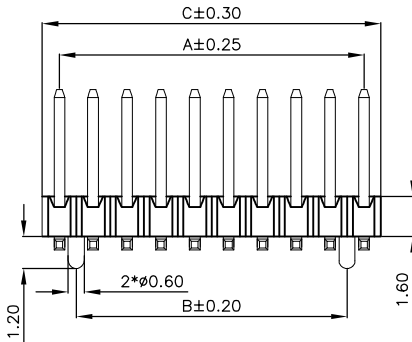


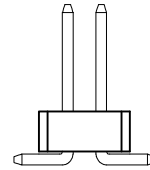
ROHS



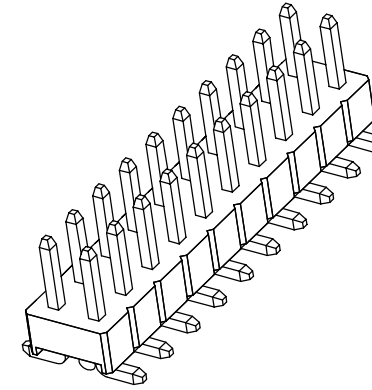
RECOMMENDED PCB LAYOUT
(TOLERANCE:±0.10)



1:With Post



2:Without Post



▲ Non-tooled parts
NO.of positions DIM list:

| CONTACTS | DIMENSIONS | | |
|----------|------------|-------|-------|
| | A | B | C |
| 2 | / | / | 1.27 |
| 4 | 1.27 | / | 2.54 |
| 6 | 2.54 | 1.27 | 3.81 |
| 8 | 3.81 | 2.54 | 5.08 |
| 10 | 5.08 | 3.81 | 6.35 |
| 12 | 6.35 | 5.08 | 7.62 |
| 14 | 7.62 | 6.35 | 8.89 |
| 16 | 8.89 | 7.62 | 10.16 |
| 18 | 10.16 | 8.89 | 11.43 |
| 20 | 11.43 | 10.16 | 12.70 |
| 22 | 12.70 | 11.43 | 13.97 |
| 24 | 13.97 | 12.70 | 15.24 |
| 26 | 15.24 | 13.97 | 16.51 |
| 28 | 16.51 | 15.24 | 17.78 |
| 30 | 17.78 | 16.51 | 19.05 |
| 32 | 19.05 | 17.78 | 20.32 |
| 34 | 20.32 | 19.05 | 21.59 |
| 36 | 21.59 | 20.32 | 22.86 |
| 38 | 22.86 | 21.59 | 24.13 |
| 40 | 24.13 | 22.86 | 24.40 |
| 42 | 24.40 | 24.13 | 26.67 |
| 44 | 26.67 | 24.40 | 27.94 |
| 46 | 27.94 | 26.67 | 29.21 |
| 48 | 29.21 | 27.94 | 30.48 |
| 50 | 30.48 | 29.21 | 31.75 |
| 52 | 31.75 | 30.48 | 33.02 |
| 54 | 33.02 | 31.75 | 34.29 |
| 56 | 34.29 | 33.02 | 35.56 |
| 58 | 35.56 | 34.29 | 36.83 |
| 60 | 36.83 | 35.56 | 38.10 |
| 62 | 38.10 | 36.83 | 39.37 |
| 64 | 39.37 | 38.10 | 40.64 |
| 66 | 40.64 | 39.37 | 41.91 |
| 68 | 41.91 | 40.64 | 43.18 |
| 70 | 43.18 | 41.91 | 44.45 |
| 72 | 44.45 | 43.18 | 45.72 |
| 74 | 45.72 | 44.45 | 46.99 |
| 76 | 46.99 | 45.72 | 48.26 |
| 78 | 48.26 | 46.99 | 49.53 |
| 80 | 49.53 | 48.26 | 50.80 |
| 82 | 50.80 | 49.53 | 52.07 |
| ▲ 84 | 52.07 | 50.80 | 53.34 |
| ▲ 86 | 53.34 | 52.07 | 54.61 |
| ▲ 88 | 54.61 | 53.34 | 55.88 |
| ▲ 90 | 55.88 | 54.61 | 57.15 |
| ▲ 92 | 57.15 | 55.88 | 58.42 |
| ▲ 94 | 58.42 | 57.15 | 59.69 |
| ▲ 96 | 59.69 | 58.42 | 60.96 |
| ▲ 98 | 60.96 | 59.69 | 62.23 |
| ▲ 100 | 62.23 | 60.96 | 63.50 |

Note:

1. Material:
 - 1.1 Housing: PA9T .UL94V-0;
 - 1.2 Contact Material:Brass
2. Electrical specifications
 - 2.1 Rated current
1.0A
 - 2.2 Dielectric Withstanding Voltage
300V AC for one minute
 - 2.3 Contact Resistance
20mΩ Max
 - 2.4 Insulation Resistance
1000MΩ Min
 - 2.5 Operation Temperature
-40°C ~ +105°C

Pin Header
Pitch:3=1.27mm
Plastic Height:J=1.6*3.0mm
NO of Contacts: 2 to 80
Series No: F

Packing Options: Y=Reel+Cap
NO: 1:with post 2:without post
Contact Plating: 2:3u" Gold
Insulator Material: C:PA9T

*****: D\E\F LENGTH
(D)(E)(F)

P 3 J XX F - 402355 - C 2 X Y

| | | | | | | | |
|-----|------|-------------|----------|-----------|-------------------|--------------|--|
| E | | | | DRAWING: | GENERAL TOLERANCE | | |
| D | | | | Hu yatao | .X:=±0.30 | .X*:±±2* | |
| C | | | | CHECKED: | .XX:=±0.20 | .XX*:±±1* | |
| B | | | | Tony | .XXX:=±0.10 | .XXX*:±±0.5* | |
| A | | | | APPROVAL: | UNIT: MM | PROJECTION: | |
| NO. | DATE | DESCRIPTION | APPROVAL | Yang jie | SCALE: N/A | | DESCRIPTION: 1.27mm Pitch Pin Header Double Row SMT |
| | | | | | SHEET: 1/1 | | PART NO: P3JXXF-402355-C2XY |
| | | | | | | CUSTOMER NO: | SIZE: A4 |