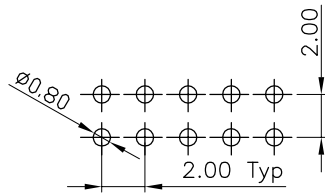
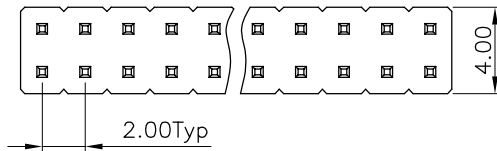
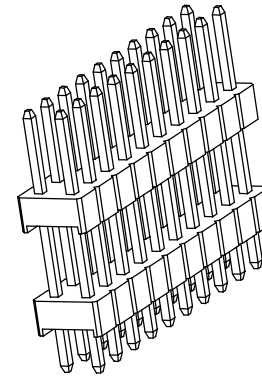
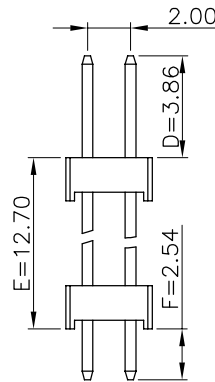
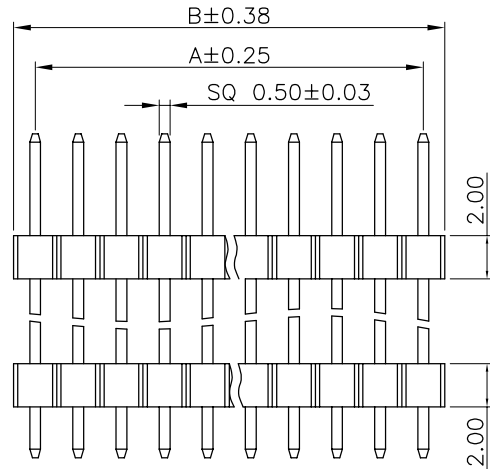


ROHS



RECOMMENDED PCB LAYOUT
(TOLERANCE:±0.10)



▲ Non-tooled parts
NO.OF POSITIONS DIM LIST:

CONTACTS	DIMENSIONS	
	A	B
4	2.00	4.00
6	4.00	6.00
8	6.00	8.00
10	8.00	10.00
12	10.00	12.00
14	12.00	14.00
16	14.00	16.00
18	16.00	18.00
20	18.00	20.00
22	20.00	22.00
24	22.00	24.00
26	24.00	26.00
28	26.00	28.00
30	28.00	30.00
32	30.00	32.00
34	32.00	34.00
36	34.00	36.00
38	36.00	38.00
40	38.00	40.00
42	40.00	42.00
44	42.00	44.00
46	44.00	46.00
48	46.00	48.00
50	48.00	50.00
52	50.00	52.00
54	52.00	54.00
56	54.00	56.00
58	56.00	58.00
60	58.00	60.00
62	60.00	62.00
64	62.00	64.00
66	64.00	66.00
68	66.00	68.00
70	68.00	70.00
72	70.00	72.00
74	72.00	74.00
76	74.00	76.00
78	76.00	78.00
80	78.00	80.00

Note:

- Material:
 - Housing: PA6T .UL94V-0; Color: Black
 - Contact Material: Brass
- Electrical specifications
 - Rated current and voltage
2A 125V AC(r.m.s)
 - Dielectric Withstanding Voltage
500V AC for one minute
 - Contact Resistance
20mΩ Max
 - Insulation Resistance
1000MΩ Min
 - Operation Temperature
-40°C ~ +105°C

Pin Header
Pitch: 5=2.00mm
Plastic Height: D=2.00mm
NO of Contacts: 4 to 80
Series No: W

Packing Options: P=PE
Contact Plating: 1:G/F 5:15u Gold
Insulator Material: B:PA6T

*****: D\X\E\F LENGTH
(D)(E)(F)

DRAWING:
Frank

GENERAL TOLERANCE

.X: ±0.30 .X': ±2"
.XX: ±0.20 .XX': ±1"
.XXX: ±0.10 .XXX': ±0.5"

CHECKED:
Tony

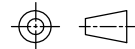
UNIT: MM

PROJECTION:

APPROVAL:
Yang jie

SCALE: N/A

SHEET: 1/1



CHIN-BAN
electronics (H.K.) co., ltd

DESCRIPTION:

2.00mm Pitch Pin Header Dual Row DIP180°

PART NO: P5DXXW-391325-BXP

REV: 1.0

CUSTOMER NO:

SIZE: A4

E							
D							
C							
B							
A							
NO.	DATE	DESCRIPTION	APPROVAL				