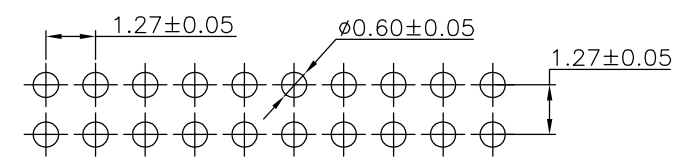
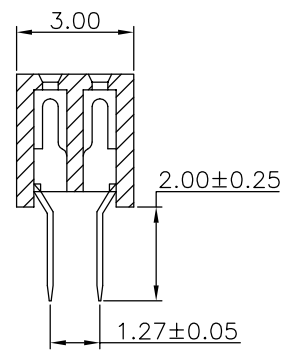
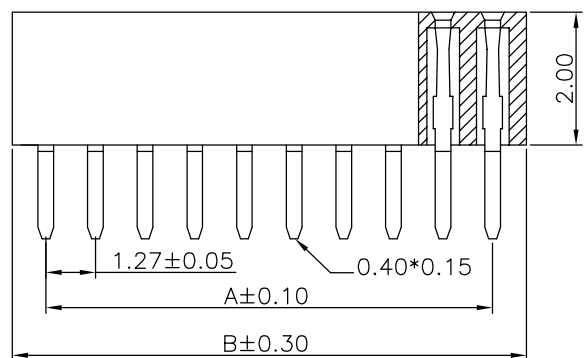
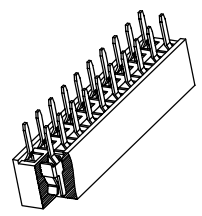
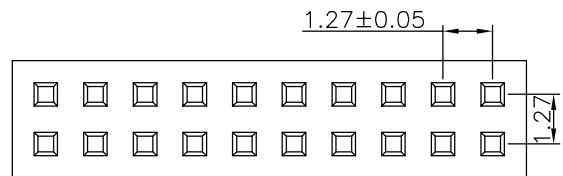


ROHS



RECOMMENDED PCB LAYOUT
(TOLERANCE:±0.10)

1, ELECTRICAL SPECIFICATIONS:

- 1.1 Rated current and voltage(额定电流):
1.0A 125V AC(r.m.s)
- 1.2 Dielectric Withstanding Voltage(耐电压) :
500V AC for one minute
- 1.3 Contact Resistance(接触电阻) :
<30mΩ
- 1.4 Insulation Resistance(绝缘电阻) :
>1000MΩ
- 1.5 Operating Temperature(工作温度) :
-40°C ~ 105°C

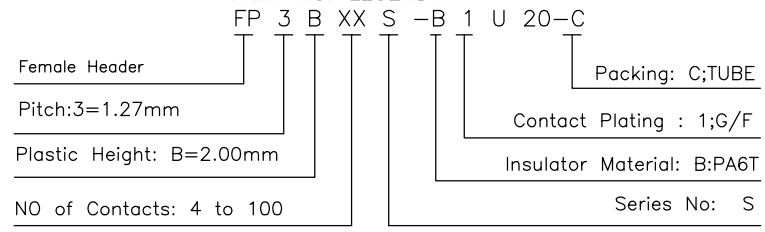
2, MATERIAL SPECIFICATION:

- 2.1 Insulator Material(绝缘体材质):
High Temperature Plastic ,
UL94V-0
- 2.2 Contact Material(端子材质):
Brass

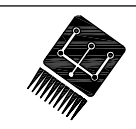
▲ Non-tooled parts
NO.of positions DIM list:

CONTACTS	DIMENSIONS	
	A	B
4	1.27	2.94
6	2.54	4.21
8	3.81	5.48
10	5.08	6.75
12	6.35	8.02
14	7.62	9.29
16	8.89	10.56
18	10.16	11.83
20	11.43	13.10
22	12.70	14.37
24	13.97	15.64
26	15.24	16.91
28	16.51	18.18
30	17.78	19.45
32	19.05	20.72
34	20.32	21.99
36	21.59	23.26
38	22.86	24.53
40	24.13	25.80
42	25.40	27.07
44	26.67	28.34
46	27.94	29.61
48	29.21	30.88
50	30.48	32.15
52	31.75	33.42
54	33.02	34.69
56	34.29	35.96
58	35.56	37.23
60	36.83	38.50
62	38.10	39.77
64	39.37	41.04
66	40.64	42.31
68	41.91	43.58
70	43.18	44.85
72	44.45	46.12
74	45.72	47.39
76	46.99	48.66
78	48.26	49.93
80	49.53	51.20
82	50.80	52.47
84	52.07	53.74
86	53.34	55.01
88	54.61	56.28
90	55.88	57.55
92	57.15	58.82
94	58.42	60.09
96	59.69	61.36
98	60.96	62.63
100	62.23	63.90

PART NO. LEGEND:



E				DRAWING:	Hu yatao	GENERAL TOLERANCE .X:=±0.30 .X':=±2" .XX:=±0.20 .XX':=±1" .XXX:=±0.10 .XXX':=±0.5"		
D				CHECKED:				
C				Tony	UNIT: MM	PROJECTION:	DESCRIPTION:	
B				APPROVAL:	SCALE: N/A		1.27mm Pitch Female Header Double Row DIP180°	
A				Yang jie	SHEET: 1/1		PART NO: FP3BXXS-B1U20-C	REV:1.0
NO.	DATE	DESCRIPTION	APPROVAL				CUSTOMER NO:	SIZE: A4



CHIN-BAN
electronics (H.K.) co., Ltd